



EDMUNDS INSPECTIONS & ASSESSMENT
863 KEYSTONE DR
BOWLING GREEN, KY 42103

Certificate of Mold Analysis

Prepared for: EDMUNDS INSPECTIONS & ASSESSMENT
Phone Number:
Fax Number:
Project Name: MUHLENBERG JOB CORPS
Test Location: 3875 KY-181 N
GREENVILLE, KY 42345
Report Number: 1627318
Received Date: April 26, 2023
Report Date: April 26, 2023

Diana Sauri, Laboratory Director or other approved signatory

Currently there are no Federal regulations for evaluating potential health effects of fungal contamination and remediation. This information is subject to change as more information regarding fungal contaminants becomes available. For more information visit <http://www.epa.gov/mold> or www.nyc.gov/html/doh/html/epi/mold.shtml. This document was designed to follow currently known industry guidelines for the interpretation of microbial sampling, analysis, and remediation. Since interpretation of mold analysis reports is a scientific work in progress, it may as such be changed at any time without notice. The client is solely responsible for the use or interpretation. PRO-LAB/SSPTM Inc. makes no express or implied warranties as to health of a property from only the samples sent to their laboratory for analysis. The Client is hereby notified that due to the subjective nature of fungal analysis and the mold growth process, laboratory samples can and do change over time relative to the originally sampled material. PRO-LAB/SSPTM Inc. reserves the right to properly dispose of all samples after the testing of such samples are sufficiently completed or after a 7 day period, whichever is greater.



For more information please contact PRO-LAB at (954) 384-4446 or email info@prolabinc.com

Prepared for : EDMUNDS INSPECTIONS & ASSESSMENT

Test Address : MUHLBERG JOB CORPS
3875 KY-181 N
GREENVILLE, KY 42345

ANALYSIS METHOD	6110 Air Direct Examination	6110 Air Direct Examination	6110 Air Direct Examination	6110 Air Direct Examination
LOCATION	COMPUTER ROOM	THEATER	POOL ROOM	GAME ROOM
COC / LINE #	1627318 - 1	1627318 - 2	1627318 - 3	1627318 - 4
SAMPLE TYPE	PRO-5	PRO-5	PRO-5	PRO-5
VOLUME	25.00L	25.00L	25.00L	25.00L
SERIAL NUMBER	F236971	F246902	F227030	F236969
COLLECTION DATE	Apr 25, 2023	Apr 25, 2023	Apr 25, 2023	Apr 25, 2023
ANALYSIS DATE	Apr 26, 2023	Apr 26, 2023	Apr 26, 2023	Apr 26, 2023
CONCLUSION	NOT ELEVATED	NOT ELEVATED	NOT ELEVATED	NOT ELEVATED

IDENTIFICATION	Raw Count	Spores per m ³	Percent of Total	Raw Count	Spores per m ³	Percent of Total	Raw Count	Spores per m ³	Percent of Total	Raw Count	Spores per m ³	Percent of Total
Chaetomium												
Cladosporium				1	40	17	1	40	33			
Hyphae												
Other Ascospores				1	40	17				1	40	33
Penicillium/Aspergillus	3	120	100	3	120	50	2	80	67	2	80	67
Smuts, myxomycetes				1	40	17						
Stachybotrys												
Ulocladium												

TOTAL SPORES	3	120	100	6	240	100	3	120	100	3	120	100
MINIMUM DETECTION LIMIT*	1	40		1	40		1	40		1	40	

BACKGROUND DEBRIS	Light	Light	Light	Light
-------------------	-------	-------	-------	-------

OBSERVATIONS & COMMENTS				
-------------------------	--	--	--	--

Background debris qualitatively estimates the amount of particles that are not pollen or spores and directly affects the accuracy of the spore counts. The categories of Light, Moderate, Heavy and Too Heavy for Accurate Count, are used to indicate the amount of deposited debris. Light (None to up to 25% obstruction); Medium (26% to up to 75% obstruction); Heavy (76% to up to 90% obstruction); Too Heavy (Greater than 90% obstruction). Increasing amounts of debris will obscure small spores and can prevent spores from impacting onto the slide. The actual number of spores present in the sample is likely higher than reported if the debris estimate is 'Heavy' or 'Too Heavy for Accurate Count'. All calculations are rounded to two significant figures and therefore, the total percentage of spore numbers may not equal 100%. The effect of the results relate only to the items tested. The methods used in this analysis have been validated and is fit for the intended use. R "version" indicated after the lab ID# indicates a sample with amended data. PRO-LAB/SSPTM Inc. does not perform any sample collection. The information is supplied by the customer and can affect the validity of results. The results apply to the sample as received.

* Minimum Detection Limit. Based on the volume of air sampled, this is the lowest number of spores that can be detected and is an estimate of the lowest concentration of spores that can be read in the sample. NA = Not Applicable.

Spores that were observed from the samples submitted are listed on this report. If a spore is not listed on this report it was not observed in the samples submitted.

Interpretation Guidelines: A determination is added to the report to help users interpret the mold analysis results. A mold report is only one aspect of an indoor air quality investigation. The most important aspect of mold growth in a living space is the availability of water. Without a source of water, mold generally will not become a problem in buildings. These determinations are in no way meant to imply any health outcomes or financial decisions based solely on this report. For questions relating to medical conditions you should consult an occupational or environmental health physician or professional.

CONTROL is a baseline sample showing what the spore count and diversity is at the time of sampling. The control sample(s) is usually collected outside of the structure being tested and used to determine if this sample(s) is similar in diversity and abundance to the inside sample(s).

ELEVATED means that the amount and/or diversity of spores, as compared to the control sample(s), and other samples in our database, are higher than expected. This can indicate that fungi have grown because of a water leak or water intrusion. Fungi that are considered to be indicators of water damage include, but are not limited to: *Chaetomium*, *Fusarium*, *Memnoniella*, *Stachybotrys*, *Scopulariopsis*, *Ulocladium*.

NOT ELEVATED means that the amount and/or the diversity of spores, as compared to the control sample and other samples in our database, are lower than expected and may indicate no problematic fungal growth. **UNUSUAL** means that the presence of current or former growth was observed in the analyzed sample. An abundance of spores are present, and/or growth structures including hyphae and/or fruiting bodies are present and associated with one or more of the types of mold/fungi identified in the analyzed sample.

NORMAL means that no presence of current or former growth was observed in the analyzed sample. If spores are recorded they are normally what is in the air and have settled on the surface(s) tested.

Prepared for : EDMUNDS INSPECTIONS & ASSESSMENT

Test Address : MUHLENBERG JOB CORPS
3875 KY-181 N
GREENVILLE, KY 42345

ANALYSIS METHOD	6110 Air Direct Examination	6210 Surface and Bulk Direct Examination	6210 Surface and Bulk Direct Examination	6210 Surface and Bulk Direct Examination
LOCATION	OUTDOOR	BEDIDE WATER HEATER	REAR LEFT	DRYWALL AT HVAC DUCT
COC / LINE #	1627318 - 5	1627318 - 6	1627318 - 7	1627318 - 8
SAMPLE TYPE	PRO-5	SWAB	SWAB	BULK
VOLUME	25.00L	NA	NA	NA
SERIAL NUMBER	F236957	6	7	8
COLLECTION DATE	Apr 25, 2023	Apr 25, 2023	Apr 25, 2023	Apr 25, 2023
ANALYSIS DATE	Apr 26, 2023	Apr 26, 2023	Apr 26, 2023	Apr 26, 2023
CONCLUSION	CONTROL	UNUSUAL	UNUSUAL	UNUSUAL

IDENTIFICATION	Raw Count	Spores per m ³	Percent of Total	Mold Present	Mold Present	Mold Present	Mold Present
Chaetomium				X	X		
Cladosporium	1	40	17	X			
Hyphae				X	X		X
Other Ascospores	2	80	33				
Penicillium/Aspergillus	3	120	50	X	X		X
Smuts, myxomycetes							
Stachybotrys					X		
Ulocladium					X		X

TOTAL SPORES	6	240	100	NA	NA	NA	NA
MINIMUM DETECTION LIMIT*	1	40		NA	NA	NA	NA

BACKGROUND DEBRIS	Light	Not Applicable	Not Applicable	Not Applicable
-------------------	-------	----------------	----------------	----------------

OBSERVATIONS & COMMENTS		Presence of growth observed.	Presence of growth observed.	Presence of growth observed.
-------------------------	--	------------------------------	------------------------------	------------------------------

Background debris qualitatively estimates the amount of particles that are not pollen or spores and directly affects the accuracy of the spore counts. The categories of Light, Moderate, Heavy and Too Heavy for Accurate Count, are used to indicate the amount of deposited debris. Light (None to up to 25% obstruction); Medium (26% to up to 75% obstruction); Heavy (76% to up to 90% obstruction); Too Heavy (Greater than 90% obstruction). Increasing amounts of debris will obscure small spores and can prevent spores from impacting onto the slide. The actual number of spores present in the sample is likely higher than reported if the debris estimate is 'Heavy' or 'Too Heavy for Accurate Count'. All calculations are rounded to two significant figures and therefore, the total percentage of spore numbers may not equal 100%. The effect of the results relate only to the items tested. The methods used in this analysis have been validated and is fit for the intended use. R "version" indicated after the lab ID# indicates a sample with amended data. PRO-LAB/SSPTM Inc. does not perform any sample collection. The information is supplied by the customer and can affect the validity of results. The results apply to the sample as received.

* Minimum Detection Limit. Based on the volume of air sampled, this is the lowest number of spores that can be detected and is an estimate of the lowest concentration of spores that can be read in the sample. NA = Not Applicable.

Spores that were observed from the samples submitted are listed on this report. If a spore is not listed on this report it was not observed in the samples submitted.

Interpretation Guidelines: A determination is added to the report to help users interpret the mold analysis results. A mold report is only one aspect of an indoor air quality investigation. The most important aspect of mold growth in a living space is the availability of water. Without a source of water, mold generally will not become a problem in buildings. These determinations are in no way meant to imply any health outcomes or financial decisions based solely on this report. For questions relating to medical conditions you should consult an occupational or environmental health physician or professional.

CONTROL is a baseline sample showing what the spore count and diversity is at the time of sampling. The control sample(s) is usually collected outside of the structure being tested and used to determine if this sample(s) is similar in diversity and abundance to the inside sample(s).

ELEVATED means that the amount and/or diversity of spores, as compared to the control sample(s), and other samples in our database, are higher than expected. This can indicate that fungi have grown because of a water leak or water intrusion. Fungi that are considered to be indicators of water damage include, but are not limited to: *Chaetomium*, *Fusarium*, *Memnoniella*, *Stachybotrys*, *Scopulariopsis*, *Ulocladium*.

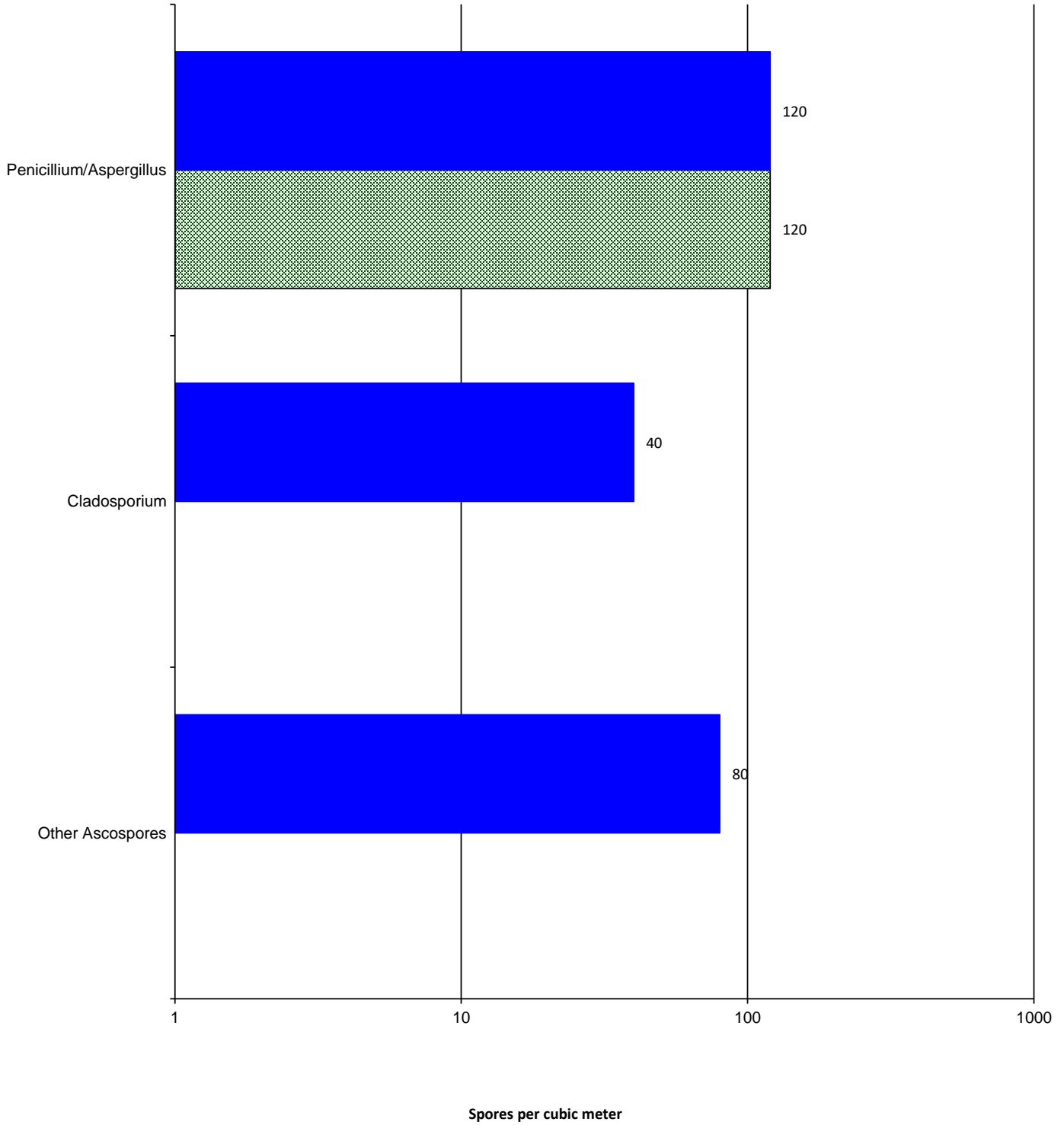
NOT ELEVATED means that the amount and/or the diversity of spores, as compared to the control sample and other samples in our database, are lower than expected and may indicate no problematic fungal growth. **UNUSUAL** means that the presence of current or former growth was observed in the analyzed sample. An abundance of spores are present, and/or growth structures including hyphae and/or fruiting bodies are present and associated with one or more of the types of mold/fungi identified in the analyzed sample.

NORMAL means that no presence of current or former growth was observed in the analyzed sample. If spores are recorded they are normally what is in the air and have settled on the surface(s) tested.





Chain of Custody # 1627318

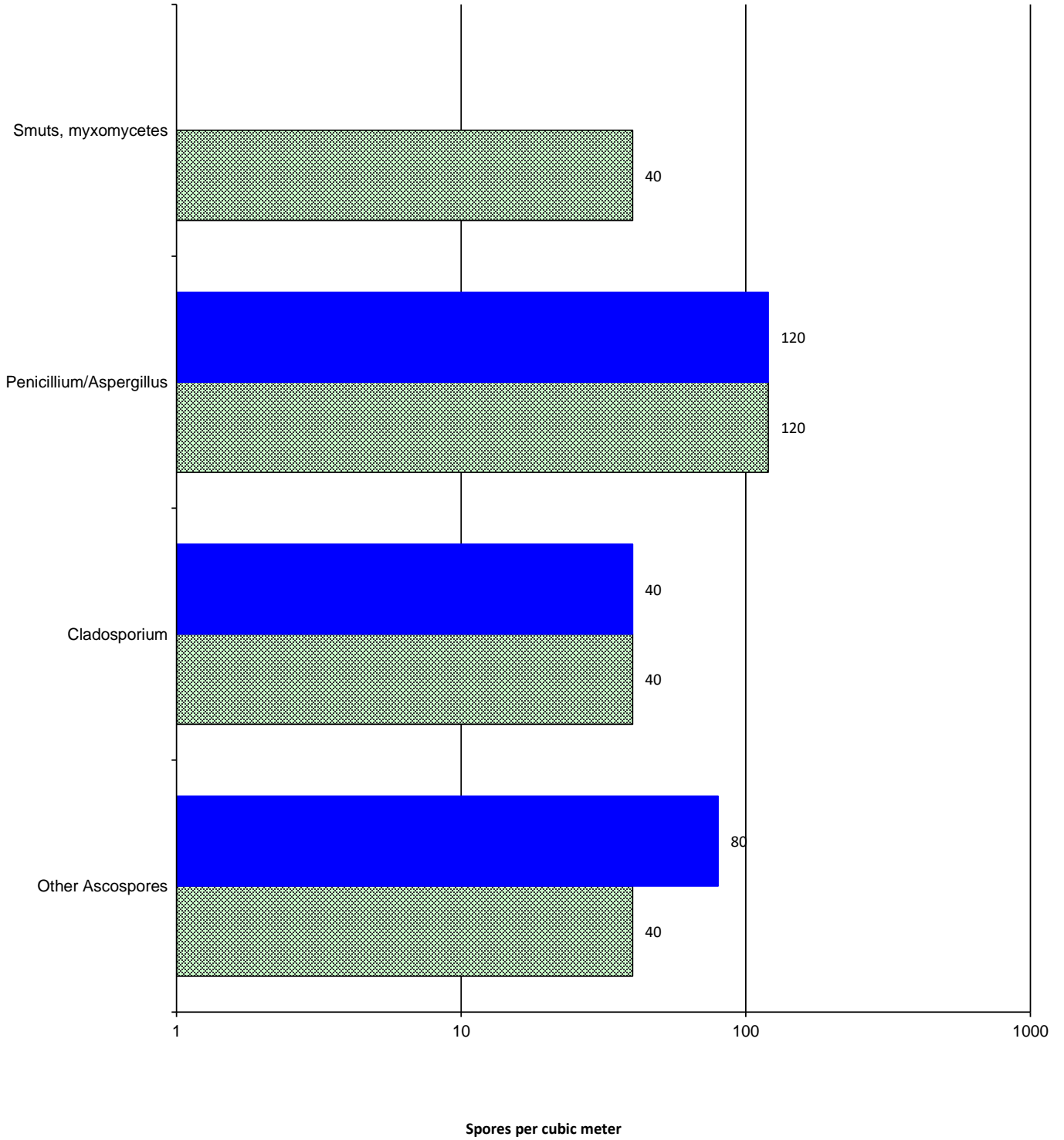
Computer Room
Outdoor





Chain of Custody # 1627318

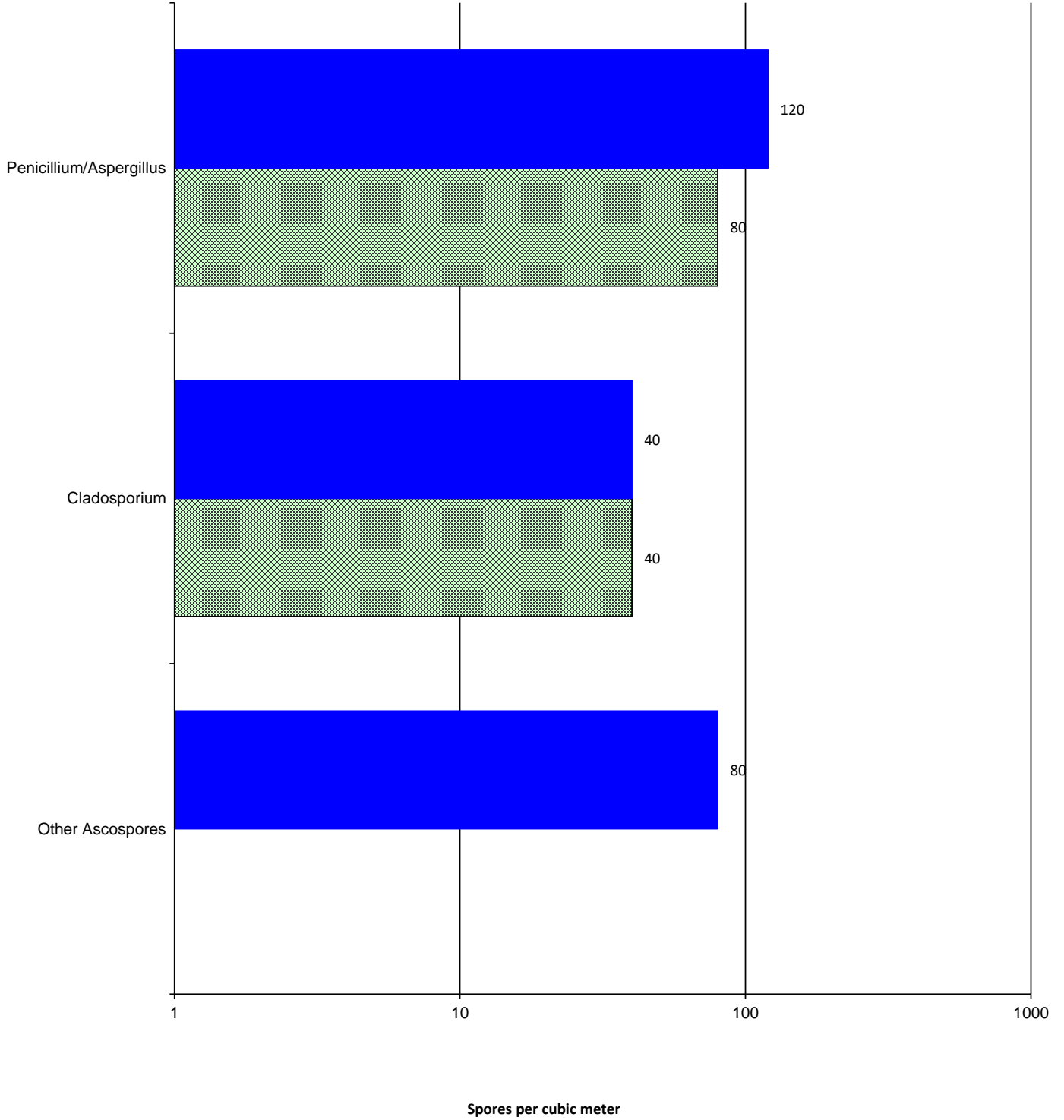
 Theater
 Outdoor





Chain of Custody # 1627318

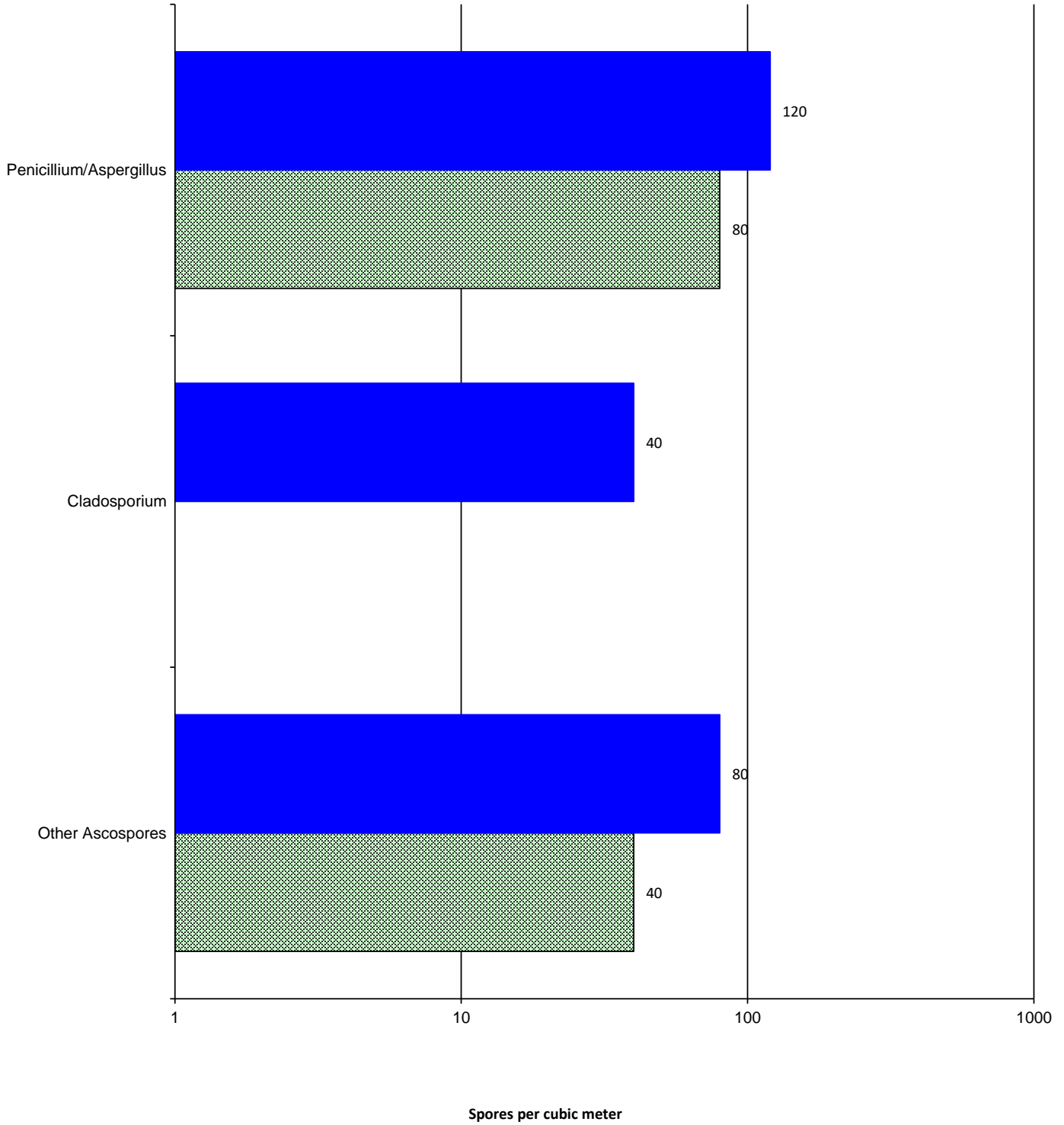
Pool Room
Outdoor





Chain of Custody # 1627318

Game Room
Outdoor



Identification	Outdoor Habitat	Indoor Habitat	Possible Allergic Potential Not an opinion or interpretation	Comments
Chaetomium	Growing on dung, dead leaves, wood.	Cellulose substrates, especially wallboard, cardboard and wood. Not normally seen growing indoors unless the building material has been wetted. Unusual / Not Normal to be growing indoors.	Type I (hay fever and asthma) allergies.	Chaetomium is a water-indicating mold. Spores of this type of mold should not be observed in significantly higher numbers in the air above background/control. If growth and/or significantly higher than background/control spore numbers are reported, corrective action should be considered to reduce the source of water, moisture levels and/or spore numbers in the living space.
Cladosporium	The most common spore type reported in the air worldwide. Found on dead and dying plant litter, and soil.	Commonly found on wood and wallboard. Commonly grows on window sills, textiles and foods.	Type I (hay fever and asthma), Type III (hypersensitivity pneumonitis) allergies.	A very common and important allergen source both outdoors and indoors.
Hyphae	Common everywhere.	All substrates.	None known.	Hyphae are the "root-like" food absorption strands common to nearly all fungi. They sometimes can become airborne.
Ascospores	Common everywhere. Constitutes a large part of the airspora outside. Can reach very high numbers in the air outside during the spring and summer. Can increase in numbers during and after rainfalls.	Very few of this group grow inside. The notable exception is Chaetomium, Ascotricha and Peziza.	Little known for most of this group of fungi. Dependent on the type (see Chaetomium and Ascotricha).	
Penicillium/Aspergillus	Common everywhere. Normally found in the air in small amounts in outdoor air. Grows on nearly everything.	Wetted wallboard, wood, food, leather, etc. Able to grow on many substrates indoors.	Type I (hay fever and asthma) allergies and Type III (hypersensitivity pneumonitis) allergies.	This is a combination group of Penicillium and Aspergillus and is used when only the spores are seen. The spores are so similar that they cannot be reliably separated into their respective genera.
Smuts, myxomycetes	Commonly found everywhere, especially on logs, grasses and weeds.	Smuts don't normally grow indoors, but can occasionally be found on things brought from outside and stored in the house. Myxomycetes can occasionally grow indoors, but need lots of water to be established.	Type I (hay fever and asthma) allergies.	Smuts and myxomycetes are a combined group of organisms because their spores look so similar and cannot be reliably distinguished from each other.
Stachybotrys	Grows in the soil and decaying plant material.	Wallboards and other paper products that are wetted. Needs high water content in the substrate to grow. Not normally seen growing indoors unless the building material has been wetted. Unusual / Not Normal to be growing indoors.	Type I (hay fever and asthma) allergies.	Wet spored mold that generally must be dried out and disturbed before spores can be found in the air. Spores of this type of mold should not be observed in significant numbers in the air above background/control. If growth and/or significantly higher than background/control spore numbers are reported, corrective action should be considered to eliminate the water source, reduce moisture levels and/or spore numbers in the living space.



Identification	Outdoor Habitat	Indoor Habitat	Possible Allergic Potential Not an opinion or interpretation	Comments
Ulocladium	Grows on wood, dung, decaying plant litter, and soil.	Wetted wood, cellulosic material and textiles. Uncommon / Unusual to see this growing indoors.	Type I allergies (hay fever and asthma).	Wet spored mold that generally must be dried out and disturbed before spores can be found in the air. Spores of this type of mold should not be observed in significant numbers in the air above background/control. If growth and/or significantly higher than background/control spore numbers are reported, corrective action should be considered to eliminate the water source, reduce moisture levels and/or spore numbers in the living space.